

[A new Xbox 360 for £3.71](#)
The hammer fell at £3.71 this time Don't miss the next one!
www.TeleBid.com/_Xbox360



[Xbox - 78 %](#)
The Xbox drops 78 %. Now you can get the xbox for 2/3 the price...
www.bestcent.co.uk

[Xbox 360 Mods](#)
DVD Drive flashing, extra cooling. Stop 3RLOD (3 red lights of death)
www.xboxmod.co.uk

[Genuine Wiikey Kit £12.99](#)
Includes wire, solder, diagrams and a free trigram screwdriver!
www.PinpointGames.com




Ads by Google



TUTORIAL FOR INSTALLATION OF THE CHIP INFECTUS ON THE BENQ READER

On own sponsor [Hardstore](#) is Available the new product from Team Origa the Infectus Mod Chip

The chip is must announced on 2006 but only now take the final form after a long serie of the test the chip is released and is too big of the NME for precision 45x38mm:



During the test the chip is been revised for arrived on the final version that is this :



The product , Is improved with own parts , the PCB is redesigned and the component is position of the best method,

There is a second version of the chip , that now have a USB Port detached from the chip so we can bring externaly and update the console without open it. And been additionally to select the 2 banks of the chip contains and so to give the possibility at the user to launch 2 Firmware Hack and one original and the final result for this update is this :



This chip is different from Globe360, Open360 and NME for much things : The first chip is studied for working with much nextgen console and the chip is studied with a USB 2.0 interface and the software for advanced Management for PC and it must can used for much application
 Infectus is the first chip Completely reprogrammable with different firmware.

At the actual state of the development the chip that give this function :

- Xbox 360: Complete emulation of Globe 360 and Dual Firmwar Functionality
- Xbox360 : Complete Managment of reading and reprogramming of the flash of the XBOX360 reader
- Xbox 360 : The possibility of the patching at fly the Flash ID of the reader so we can avoid error
- Xbox360 : Emulation of NME 1.2 ready to 82 %
- Reading and Writing of the flash on new reader BENQ of the XBOX360
- Ps2 : Emultion complete of the O3 Modchip with games PS1 and PS2 Support (see www.o2mod.com)

Later will be introduced the following characteristics that can be supported with semply upgrade :

- Xbox360 : Emulation of the NME 1.2 ready at 82 %
- PS3 the possibility to use the chip as a flash programmer of the bios ps3 with infectus we can have the possibility to managment the riprogramation of the PS3 firmware , so downgrade and upggrade without problems
- Ps3 , patch in realtime of the Firmware PS3
- Wii , inplementation of the complete firmware for console Wii

Parts important of the chip and the Managment Software for PC allow to reconfigure the chip INFECTUS with USB with rapid and simply method
 this program is compound with :

- A Wizard for allow the operation with easy installation method with Firmware for all console , the software can be update it with the XML file for support with new firmware and software
- A program that assist you on the installation of the Infectus on drive HITACHI 078 , for extract automaticaly the key and patch the news firmware all rapid and transparent
- For XBOX360 the software says if we been using a firmware correct for your reader
- Help online rapid for search the Firmware on the Web

CONCLUSION

The assembling on Samsung Drives is not particularly complicated, someone with a discrete experience would easily do it due to the fact that the solder dots are relatively easy and large, and the only negative fact is the removal of the black paste on the MS28 Drives. I suggest you use the Dichloromethane (can be found in solvent/paint stores) and to wait for another day after application to remove the paste. This way you will obtain a good result and avoid minor risks rather than using solvent or hot air pressure that could stick off the PCB or wipe off the SMD resistance.

Regarding the assembling on Hitachi Drives, I do not feel like expressing my enthusiasm, the fused dots are really close to each other and the glue is tough to remove (if the assembling is being done on a Hitachi 0078) this operation cannot be effected by everyone, only those with a good experience in Mod Console field can do the assembly on this kind of chip, we should keep in mind that we are actually working on a Mod of 32 wires.

For the rest, the assembling are quite long, if you have a good experience in 30-45 minutes you should be able to assemble it on a Samsung Drive, it could take you up to 1 hour if you are assembling it on a Hitachi device. The time mentioned on various web sites can be optimistic, normally only a professional person could be able to do it and surely after 5 or more tryouts.

The Infectus is definitely a high quality chip designed for “handy men” who are always looking for a good product which gives the possibility to make use of the maximum capability of the console.

Surely this product is really interesting and to be taken into consideration.

[Mouting Infectus for working with DUAL FIRMWARE on Benq Reader --->](#)

[Programming the chip Infectus for Function Dual Firmware on readers Benq --->](#)

[Mounting the Infectus for reading and writing the original flash on Benq reader --->](#)

[Reading and Writing of the Original Flash Benq using chip Infectus --->](#)

For technical support click here: [Forum Xbox-Inf](#)

THANKS: [Hardstore](#), [Oscar Dalvit](#), [Splinter](#), [the Hardstore Team](#) and [the Origa Team](#)

Tutorial Written by Titty, translated by ShadowX24 for the Xbox-Inf Forum

