

[Xbox - 78 %](#)

The Xbox drops 78 %. Now you can get the xBox for 2/3 the price...
www.bestcent.co.uk

[A new Xbox 360 for £3.71](#)

The hammer fell at £3.71 this time Don't miss the next one!
www.TeleBid.com/_Xbox360

[XboX360 MS25 Drive](#)

Brand new and in stock £38.99 Many other console items available
www.LogicToyz.com

Ads by Google



RECENSIONE E GUIDA DEL CHIP INFECTUS by ORIGA

Programmazione di Infectus

Before starting:

- Download and install the program at the following URL: [CLICK](#)
- Download and install the drivers needed for the Infectus System detection: [CLICK](#)
- The latest version of FW Xtreme downloadable on FTP of Xbins

Switch on the console after the above procedure has been done, connect the Infectus to the USB port and run the program:



Launch the software from the menu "ACTEL FIRMWARE" and select "GLOBE360 V0.1S":



A new window should appear...

Attention: to allow the correct programming of the Samsung Drive, when you reach this point you must switch on the console. Do not worry to enable the chip, the wizard has been conceived to Flash only the Infectus and not the original one of the Drive. (Thanks to Enrico of Hardstore for the interesting guide).

Now let's choose the Firmware programming of the Infectus' Flash and click "UPDATE":





The process has now begun:




In case of programming error be sure that the Console is turned during the encoding process, in other case check out the soldering points during the assembling procedure.

Let's now start with the reading process of the Original FW of the Drive: From the Menu "**Flash Command**" check "**Xbox Flash**":



Select Read from the "**Flash Command**". You will be asked the file to read (I suggest ORIG.BIN) then the reading of the FW will be initialized:



After FW original file has been uploaded we can now create our FW Hack, to do this uncompress the file Xtreme downloaded for the Xbins and copy them in the FW original. Make sure to rename the file **ORIG.BIN** and run **“Make iXtreme Firmware”**:

Nome	Dimensione	Tipo	Data ultima modifica
fw		Cartella di file	03/08/2007 15.54
Make iXtreme firmware	1 KB	Script di comandi Wi...	08/06/2007 23.47
ReadMe	1 KB	Documento di testo	20/07/2007 1.55
SAMTOOL	16 KB	Applicazione	23/01/2007 21.45
ORIG	256 KB	BIN File	03/08/2007 15.57

Automatically the process will create the FW Hack for your Drive:

```

C:\WINDOWS\system32\cmd.exe

SanIool v0.5 by Caster420 & Klutsh
[360nads.net] - [x-projects.org]

Copying Key...
Writing orig.bin key to key8-3.txt.

Checking Keys...
Key from orig.bin: 5CC:          ?9  Version: ms28
Key from ix12.bin: 5CC:          ?9  Version: ms28

*** SUCCESS ***
Drive Key Copied.

Now unplug the SATA cable and power-cycle the PC & DUD drive
On reboot run: FlashDrive

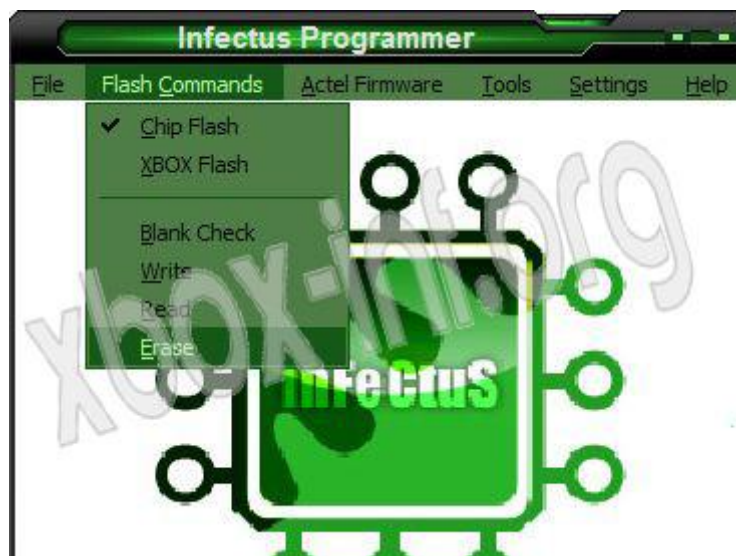
*****
iXtreme v1.2 firmware created: ix12.bin
*****

Premere un tasto per continuare . . . _

```

Nome	Dimensione	Tipo	Data ultima modifica
fw		Cartella di file	03/08/2007 15.54
Make iXtreme firmware	1 KB	Script di comandi Wi...	08/06/2007 23.47
ReadMe	1 KB	Documento di testo	20/07/2007 1.55
SAMTOOL	16 KB	Applicazione	23/01/2007 21.45
ORIG	256 KB	BIN File	03/08/2007 15.57
ix12	256 KB	BIN File	03/08/2007 15.58
KEY8-3	1 KB	Documento di testo	03/08/2007 15.58

We now have to insert in our FW and from the Menu **Flash Command** and select **Chip Flash** and choose **“ERASE”**:

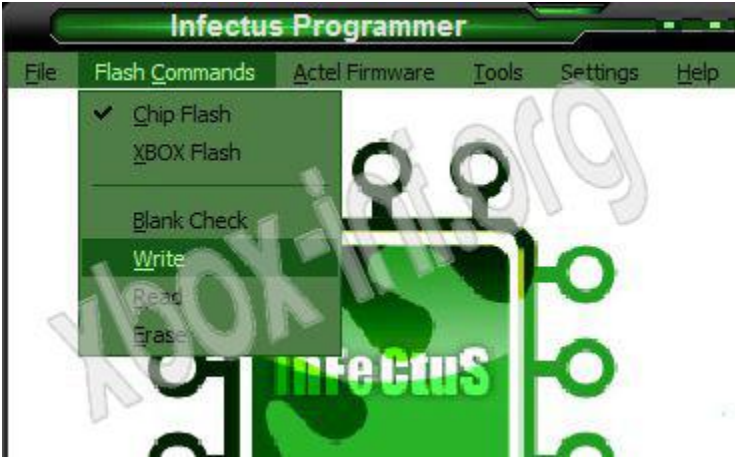


Confirm by clicking **“Yes”**:





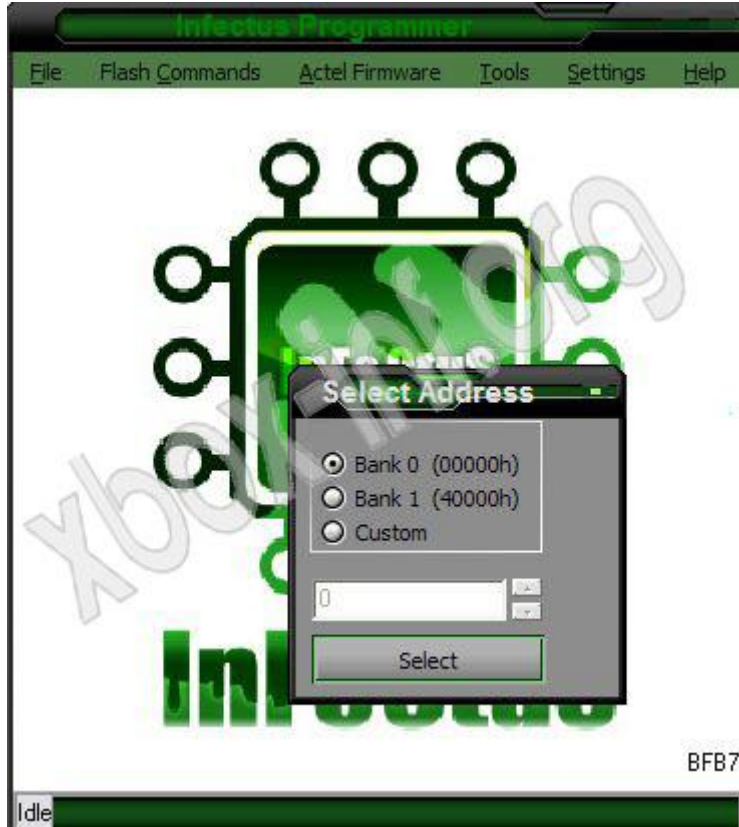
Select now from the Menu "Write":



Select the new FW Hack previously created:



Leave the selection Bank 0 as Default, type "FW" and choose "select":



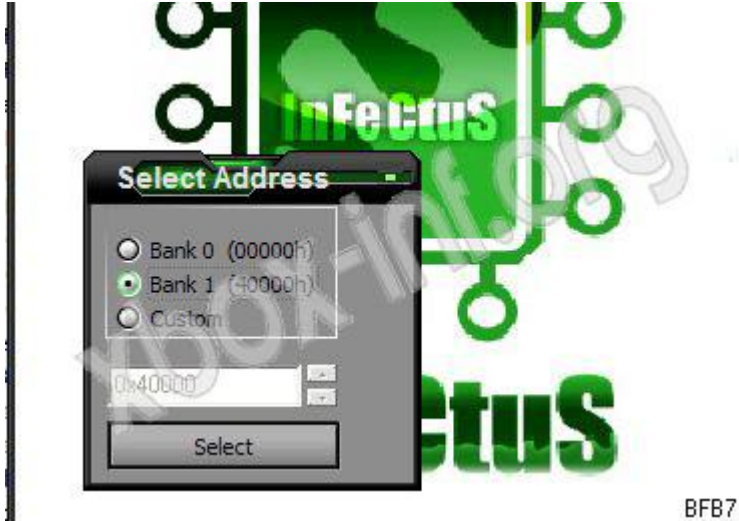
Confirm the programming in the Xbox Style:



Wait until the writing process on the FW has been successful:



If you have an Infectus Chip 2 you can also decide to Flash the second Bank to be able to have 3 FW in your console. To do this you only have to run the same procedure explained above. You should only select "Bank 1" this time:



We can now reboot the console and do some testing of the new programmed chip.

[Go to Home](#)

For technical support click here: [Xbox-Inf Forum](#)

THANKS: [Hardstore](#), [Oscar Dalvit](#), the [Hardstore Team](#) and the [Origa Team](#), [Splinter](#) and [Marco Borghi](#)

Tutorial Written by [Titty Pioppa](#) and [Ranasaltella](#), translated by [ShadowX24](#) for the [Xbox-Inf Forum](#)

